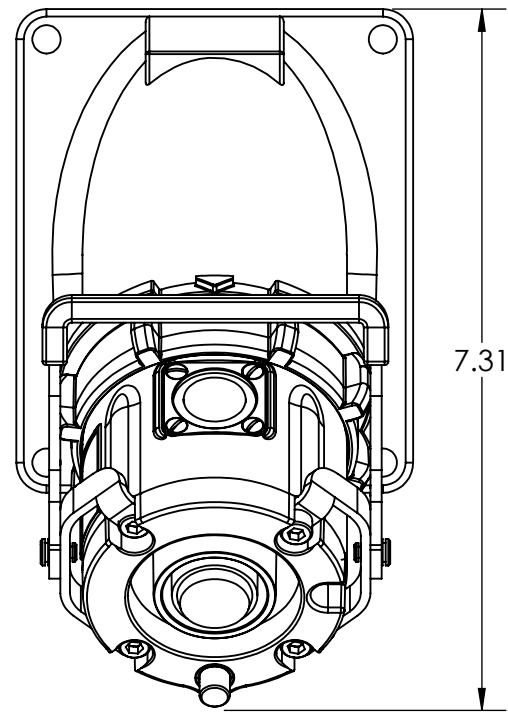
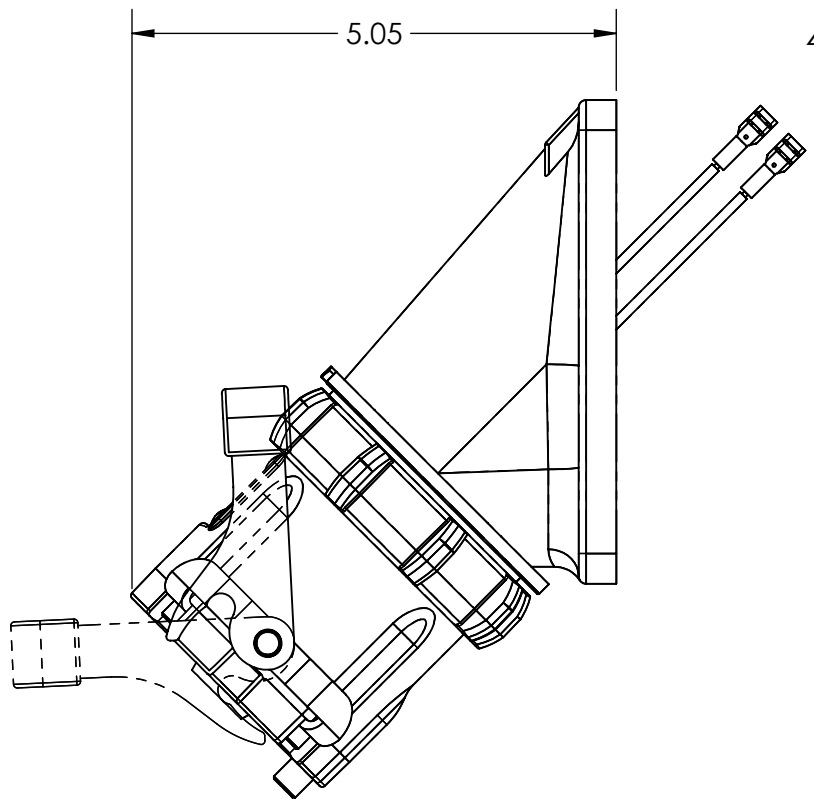


This drawing is the property of MELTRIC Corporation, Franklin (Milwaukee), Wisconsin, USA. Any unauthorized copying of this drawing by any means, ENG/RD/06 REV: 21 ISSUED DATE: 10/7/16 or disclosure of its contents to any person not authorized by MELTRIC Corporation or its agents to receive it, is strictly prohibited.



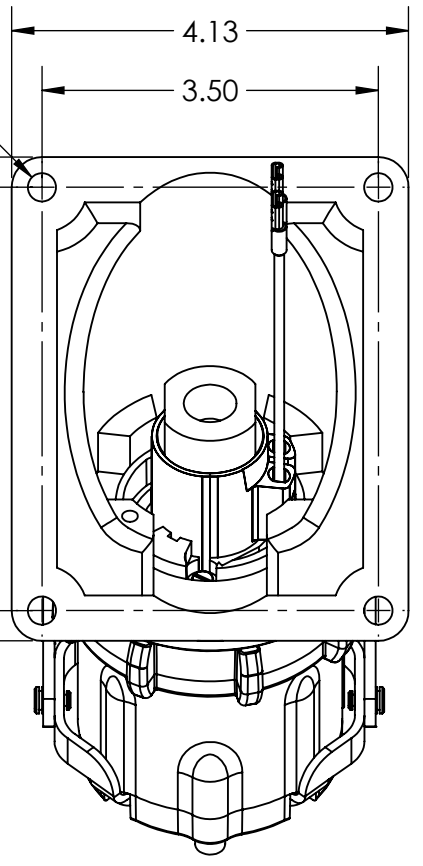
7.31



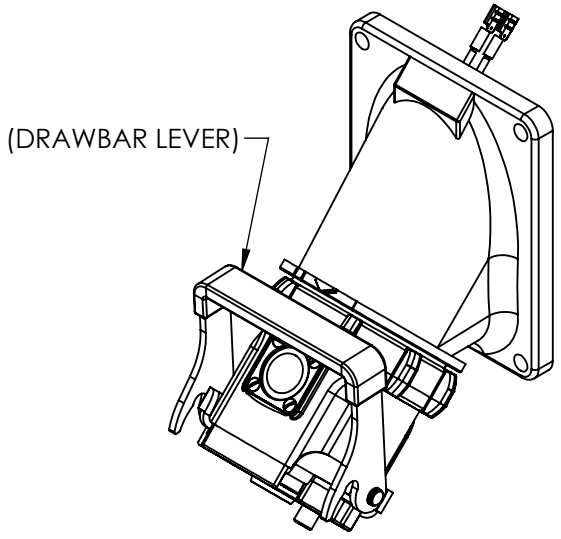
5.05

4X Ø .30

5.04 4.41



**(TETHERED RUBBER RECEPTACLE CAP INCLUDED BUT NOT DEPICTED)**



(DRAWBAR LEVER)

PART NUMBER	POLARITY
44-47001-P80*	L1
44-47002-P80*	L2
44-47003-P80*	L3
44-4700N-P80*	NEUTRAL
44-4700T-P80	GROUND
44-4700P	POSITIVE
44-4700M	NEGATIVE

**\*FOR >250V, USE SUFFIX -P88**

TOLERANCES UNLESS OTHERWISE SPECIFIED		 <b>MELTRIC</b> A COMPANY OF MARECHAL ELECTRIC	
MACHINED SURFACES $\sqrt[125]{\text{MAX}}$	ENGLISH		
GROUND SURFACES $\sqrt[32]{\text{MAX}}$	0.X ±0.05	DRAWING TITLE:	
ANGLE TOLERANCE ±1°	0.XX ±0.01	SP REC ON ANGLE W/DRAWBAR LEVER	
REMOVE BURRS & SHARP EDGES TO .015 MAX.	0.XXX ±0.005	DATE:	SCALE
DIMENSIONS SHOWN IN OVALS ARE INSPECTION DIMENSIONS.		MATERIAL:	
		SHEET: 1 OF 1	PART NUMBER: 44-4700x-P80
			REVISION