

20 A » 150 A

# DSN/DS/DXN RANGES MECHANICAL SELF-EJECTING


## FIXED ELECTRIC POWER SUPPLY



Step 1: self-ejection system at rest.



Step 2: the traction acts on the electrical cable and the rope. The ejection lever gradually raises the latch.



Step 3: the latch is fully raised by the ejection lever, causing the automatic ejection of the plug.


# OPERATION SEQUENCE

Self-ejection systems avoid damage to the electrical installation when the mobile equipment is moved without removing the supply connection. They are designed to automatically release the mobile socket outlet or inlet thanks to a cord attached to the locking latch and the power supply cable.

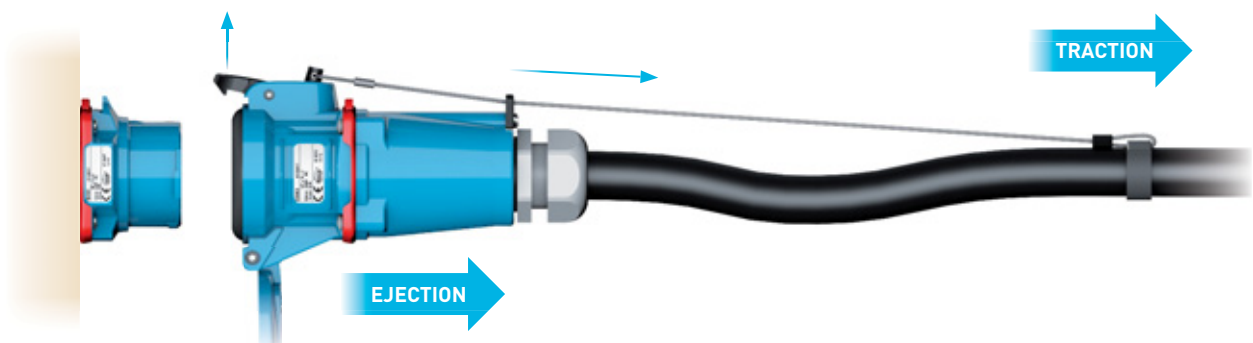
## MOBILE POWER SUPPLY SOURCE



Step 1: Self-ejection system at rest.



Step 2: The traction acts on the electrical cable and the rope. The latch rises gradually.




Step 3: The latch is fully raised, causing the automatic ejection of the socket.

# MECHANICAL SELF-EJECTING DSN/DS1/DS3/DS6/DXN

FIXED ELECTRIC  
POWER SUPPLY



EJECTING PLUG  
(INLET + HANDLE)



EJECTION RELEASE LEVER



EJECTION RELEASE LEVER


	INDUSTRIAL RANGE		ATEX RANGE
	DSN*	DS1/DS3/DS6* (contact us for metal version of DS9 and DS2)	DXN*
1 Socket-outlet	Ref. +352	Ref. +352	Ref. +352
2 Inlet	Standard	Standard	Standard
3 Poly handles + eyelet	Ref. +443	Ref. +443	See references in DXN accessories page.
4 Tension cord	311A336	311A336	251A336
5 Mechanism	611A338 (DSN1) 613A338 (DSN3) 616A338 (DSN6)	311A338 (DS1) 313A338 (DS3) 316A338 (DS6)	251A338 (DXN1) 253A338 (DXN3) 256A338 (DXN6)

\* See the relevant product pages for the references of the plugs, socket-outlets and handles.



## MOBILE POWER SUPPLY SOURCE

### EJECTING COUPLER SOCKET (HANDLE + SOCKET- OUTLET)



	INDUSTRIAL RANGE		ATEX RANGE
	DSN *	DS1/DS3/DS6 * (contact us for metal version of DS9 and DS2)	DXN *
1 Inlet	Standard	Standard	Standard
2 socket outlet with ejection release lever	Ref. +354	Ref. +354	Ref. +354
3 Poly handles + eyelet	Ref. +443	Ref. +443	See references in DXN accessories page.
4 Tension cord	311A336	311A336	251A336

**To fix the connector directly without a sleeve, please use a socket-outlet with a 180° opening option.**

\* See the relevant product pages for the references of the plugs, socket-outlets and handles.